



## ELECTRICAL CHARACTERISTICS

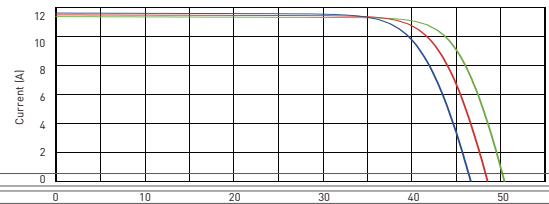
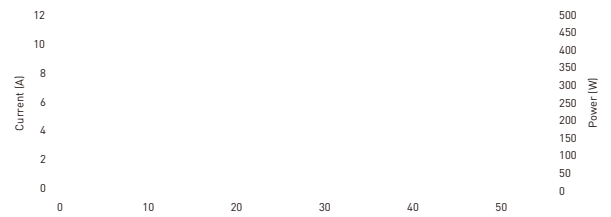
	435	324	440	328	445	332	450	335	455	339
	40.3	37.6	40.5	37.8	40.7	38.0	40.9	38.2	41.1	38.4
	10.80	8.62	10.87	8.67	10.94	8.73	11.01	8.78	11.08	8.84
	49.0	45.6	49.2	45.8	49.4	46.0	49.6	46.2	49.8	46.4
	11.33	9.15	11.40	9.20	11.47	9.26	11.54	9.32	11.61	9.37
	20.00		20.20		20.40		20.70		20.90	

C.  
C

## MECHANICAL CHARACTERISTICS

	Monocrystalline Silicon (9Busbar)
	144pcs in series (6*24)
	2094*1038*35mm (82.44*40.87*1.38inches)
	23.5kg (51.81lbs)
	3.2mm AR Coating Tempered Glass
	Anodized Aluminium Alloy
	IP68, 3 Bypass Diodes
	4mm <sup>2</sup> (IEC), 12AWG(UL) 300mm in Length or Customized Length
	T01/LJQ-3-CSY/MC4/MC4-EV02

## I-V CURVE



## APPLICATION CONDITIONS

	1000V/1500V/DC
	-40°C~+85°C
	20A
	Class II

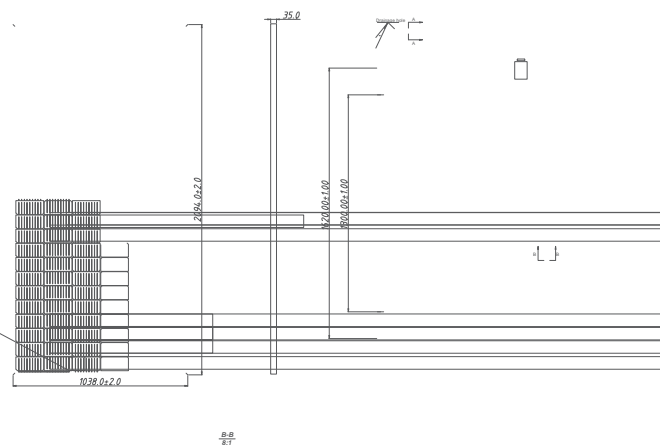
## TEMPERATURE CHARACTERISTICS

	-0.36%/°C
	-0.26%/°C
	+0.043%/°C
	43±2°C

## PACKING CONFIGURATION

	31	31(USA)
	715	682

## TECHNICAL DRAWINGS



The specific information and features described in this data sheet are made available for your information and use. The company reserves the right to change the information without notice. Please read the terms and conditions of the data sheet which shall be deemed to be incorporated into the binding contract made between the parties. All other information is for reference only. The company shall not be liable for any damage or loss of profit or business resulting from the use of the information provided herein.